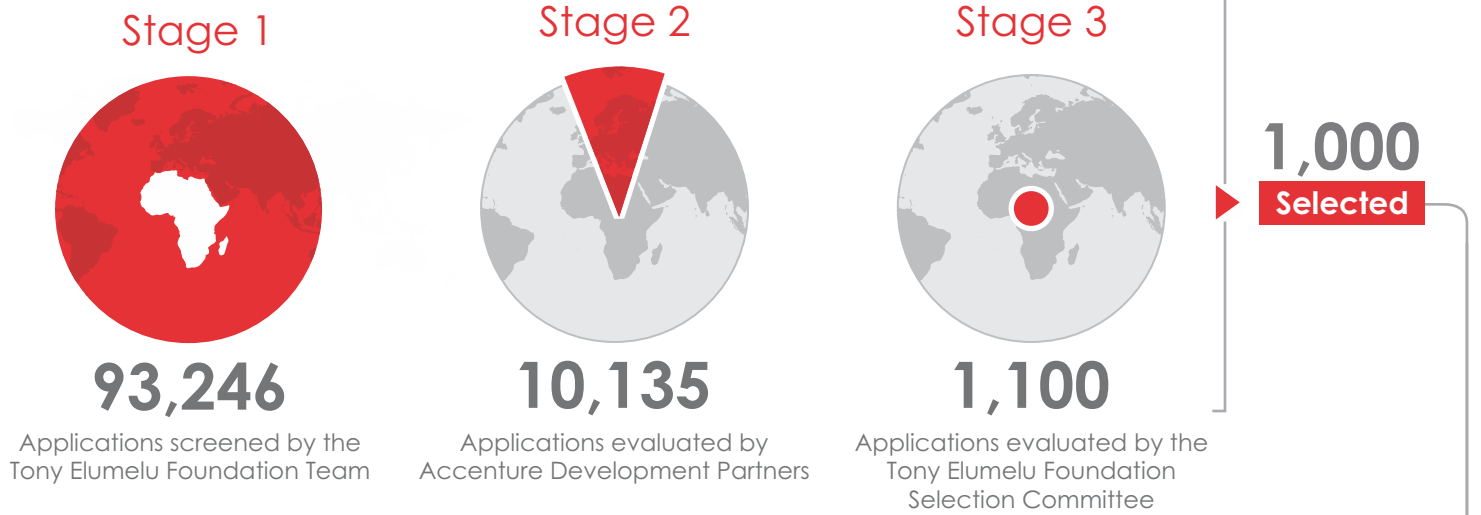




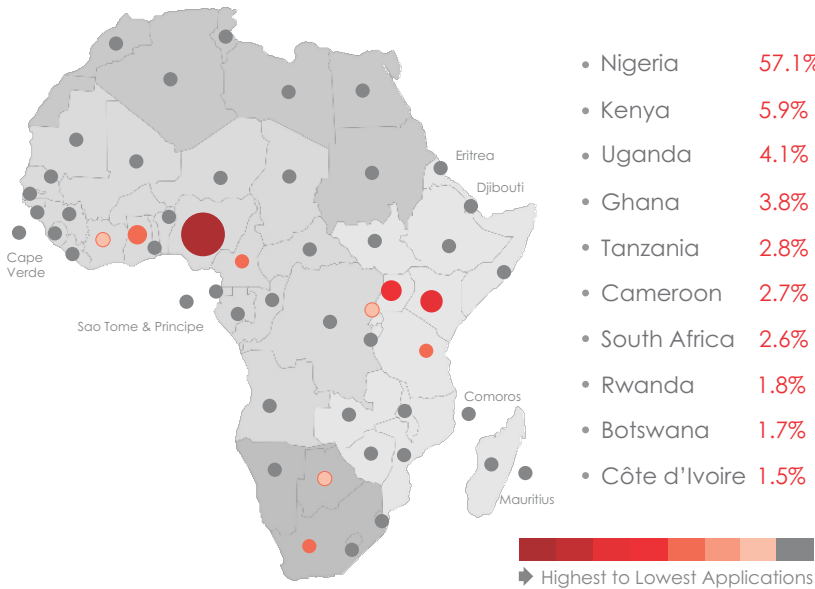
# TEF ENTREPRENEURSHIP PROGRAMME 2017 APPLICATIONS AT A GLANCE

## APPLICATION EVALUATION STAGES



## DEMOGRAPHY OF APPLICATIONS HIGHLIGHTING TOP TEN COUNTRIES

Fifty-two (52) African countries were represented in the batch of 10,135, with Nigeria contributing 57% of applications




Selected Entrepreneurs will receive support from the Foundation in the form of:

- Enterprise development toolkit
- Business-relevant training
- Mentoring
- Access to professional networks
- Business plan development
- Seed capital of \$10,000 in two tranches

## DISTRIBUTION OF APPLICATIONS BY STAGE OF BUSINESS

Majority of the applications received (62%) were from businesses in the idea /infancy stages



## GENDER DISTRIBUTION



A total of 3,311 applications from the batch of 10,135 were from female entrepreneurs.

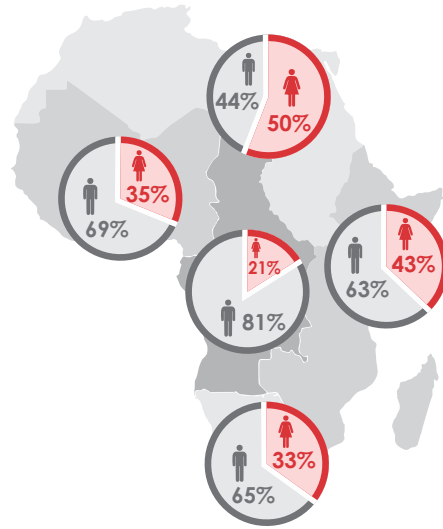


## THE SELECTED 1,000

### ■ GENDER DISTRIBUTION OF THE SELECTED 1,000 APPLICANTS BY AFRICAN REGION

Western Africa	M	F
Nigeria	343	166
Ghana	18	6
Cote D'Ivoire	17	6
Benin	14	6
Togo	13	2
Sierra Leone	5	1
Niger	3	3
Senegal	2	3
Burkina Faso	3	0
Mali	2	0
Liberia	2	0
Mauritania	2	0
<b>Cape Verde</b>	<b>1</b>	<b>2</b>
Gambia	2	0
Guinea	2	0

Central Africa	M	F
Cameroon	16	5
Congo, DR	14	4
Gabon	7	2
Chad	6	0
Congo	4	0
Equatorial Guinea	1	1
Sao Tome & Principe	1	1
<b>Angola</b>	<b>1</b>	<b>1</b>
Central African Rep.	2	0



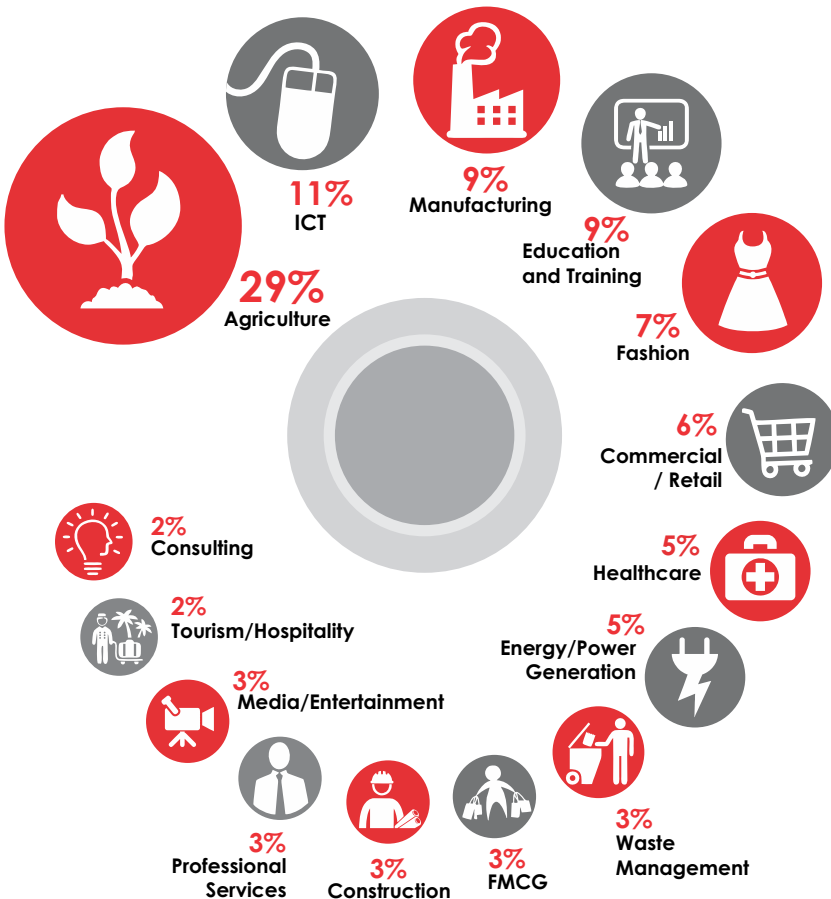
Southern Africa	M	F
South Africa	15	8
Botswana	5	0
Lesotho	1	2
Namibia	2	1
Swaziland	1	1

Northern Africa	M	F
Egypt	2	1
South Sudan	2	0
<b>Algeria</b>	<b>0</b>	<b>3</b>
<b>Sudan</b>	<b>1</b>	<b>1</b>
<b>Tunisia</b>	<b>1</b>	<b>1</b>
<b>Libya</b>	<b>1</b>	<b>1</b>
Morocco	1	1

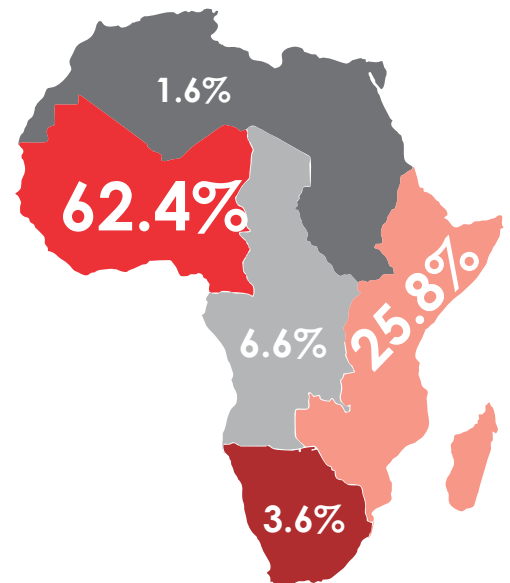
Eastern Africa	M	F
Uganda	39	35
Kenya	34	21
Tanzania, UR	25	11
Rwanda	12	11
Zambia	19	2
Zimbabwe	10	7
Ethiopia	9	1
Malawi	6	0
Djibouti	3	0
Burundi	2	0
Mozambique	1	1
<b>Madagascar</b>	<b>0</b>	<b>2</b>
<b>Comoros</b>	<b>0</b>	<b>2</b>
Eritrea	1	0
<b>Mauritius</b>	<b>1</b>	<b>1</b>
Somalia	2	0

Three countries have 100% female representation in the top 1,000: Algeria, Comoros, and Madagascar.

### ■ SECTOR DISTRIBUTION AMONG THE FINAL 1,000 SELECTED APPLICANTS



### ■ DISTRIBUTION OF SELECTED 1,000 APPLICANTS BY AFRICAN REGION



Fifty-two (52) African countries were represented in the final 1,000 applications. The highest regional representations were from the Western (62%) and Eastern (27%) African regions.