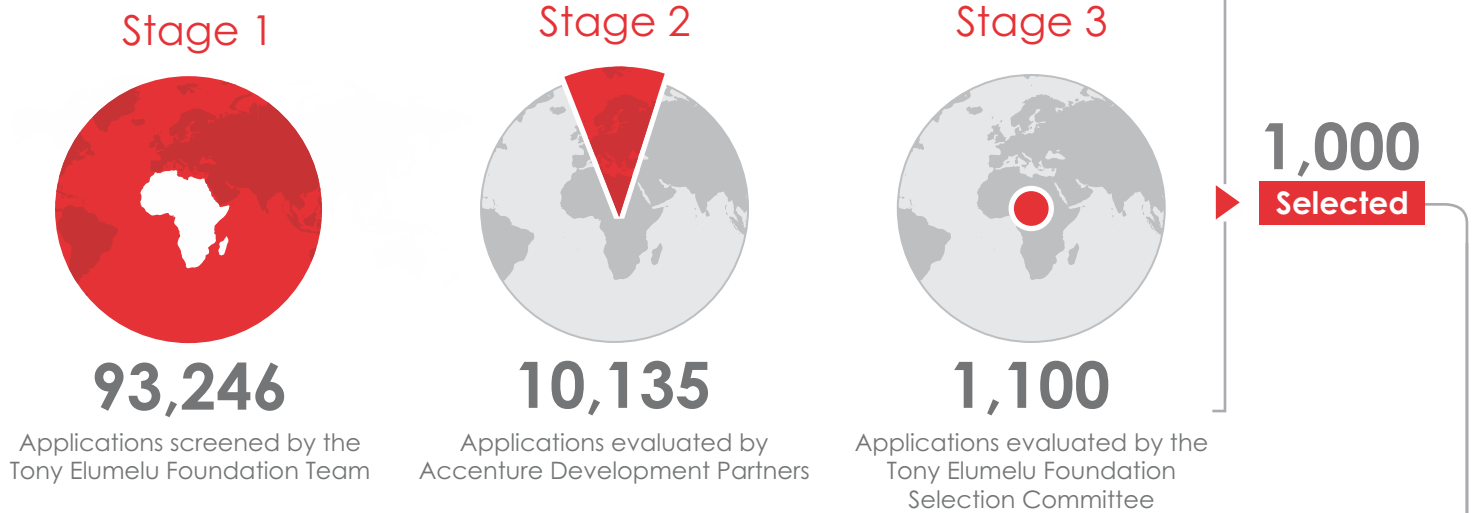




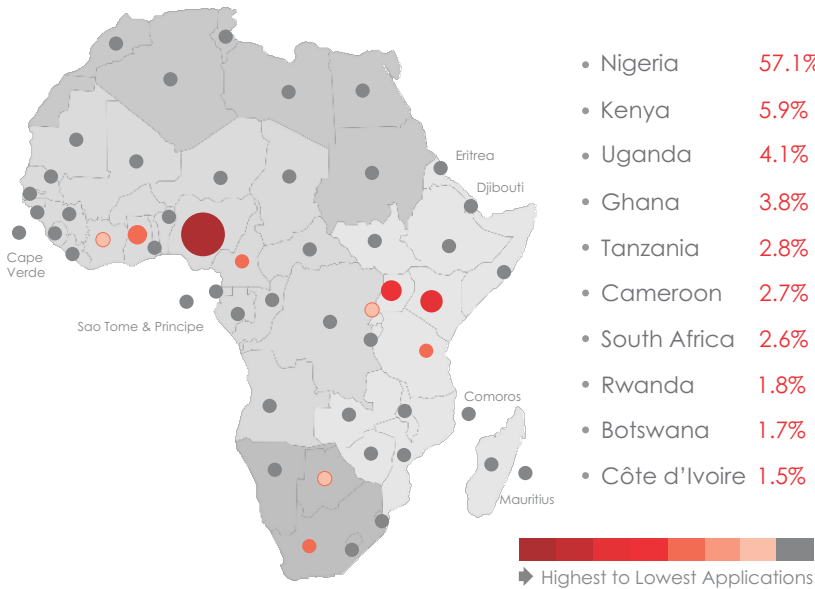
TEF ENTREPRENEURSHIP PROGRAMME 2017 APPLICATIONS AT A GLANCE

APPLICATION EVALUATION STAGES



DEMOGRAPHY OF APPLICATIONS HIGHLIGHTING TOP TEN COUNTRIES

Fifty-two (52) African countries were represented in the batch of 10,135, with Nigeria contributing 57% of applications




Selected Entrepreneurs will receive support from the Foundation in the form of:

- Enterprise development toolkit
- Business-relevant training
- Mentoring
- Access to professional networks
- Business plan development
- Seed capital of \$10,000 in two tranches

DISTRIBUTION OF APPLICATIONS BY STAGE OF BUSINESS

Majority of the applications received (62%) were from businesses in the idea /infancy stages



GENDER DISTRIBUTION



A total of 3,311 applications from the batch of 10,135 were from female entrepreneurs.

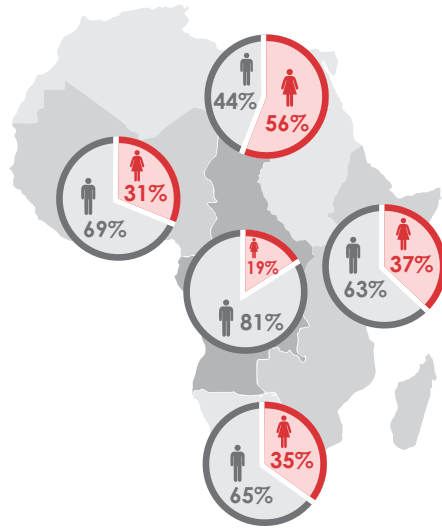


THE SELECTED 1,000

■ GENDER DISTRIBUTION OF THE SELECTED 1,000 APPLICANTS BY AFRICAN REGION

Western Africa	M	F
Nigeria	343	166
Ghana	18	6
Cote D'Ivoire	18	6
Benin	14	6
Togo	13	2
Sierra Leone	5	1
Niger	3	3
Senegal	2	3
Burkina Faso	3	0
Mali	2	0
Liberia	2	0
Mauritania	1	0
Cape Verde	0	1
Gambia	1	0
Guinea	1	0

Central Africa	M	F
Cameroon	17	5
Congo, DR	14	4
Gabon	7	2
Chad	6	0
Congo	4	0
Equatorial Guinea	1	0
Sao Tome & Principe	1	0
Angola	0	1
Central African Rep.	1	0



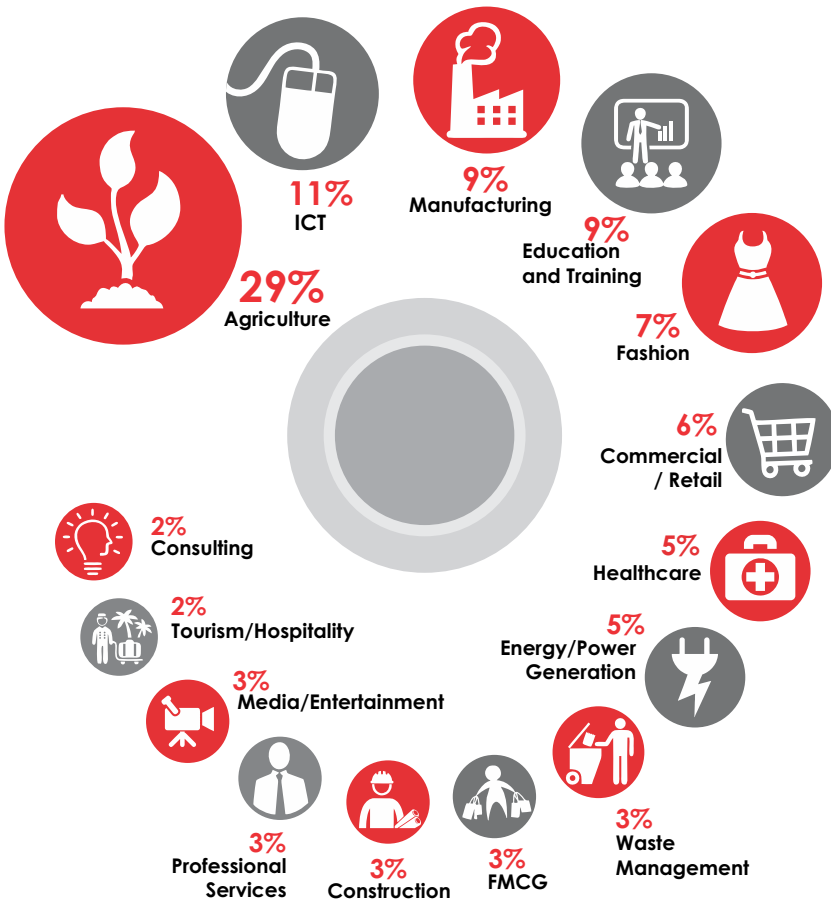
Southern Africa	M	F
South Africa	15	8
Botswana	5	0
Lesotho	1	2
Namibia	2	1
Swaziland	1	1

Northern Africa	M	F
Egypt	2	1
South Sudan	1	0
Algeria	0	1
Sudan	0	1
Tunisia	0	1
Libya	0	1
Morocco	1	0

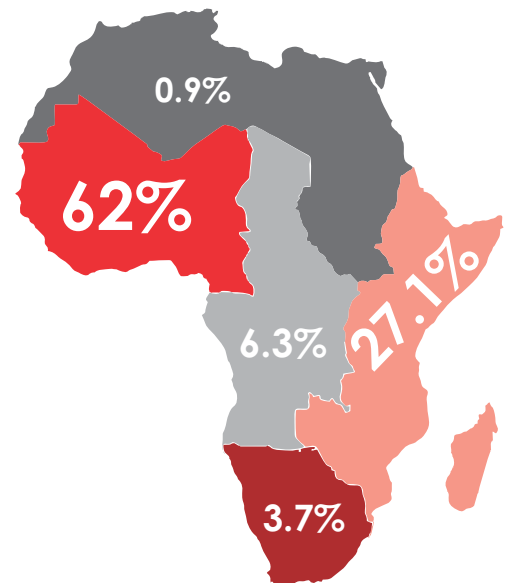
Eastern Africa	M	F
Uganda	44	37
Kenya	36	24
Tanzania, UR	27	12
Rwanda	13	11
Zambia	19	2
Zimbabwe	10	7
Ethiopia	9	1
Malawi	6	0
Djibouti	3	0
Burundi	2	0
Mozambique	1	1
Madagascar	0	2
Comoros	0	1
Eritrea	1	0
Mauritius	0	1
Somalia	1	0

Nine countries have **100% female** representation in the top 1,000: Algeria, Angola, Comoros, Cape Verde, Libya, Madagascar, Mauritius, Sudan and Tunisia.

■ SECTOR DISTRIBUTION AMONG THE FINAL 1,000 SELECTED APPLICANTS



■ DISTRIBUTION OF SELECTED 1,000 APPLICANTS BY AFRICAN REGION



Fifty-two (52) African countries were represented in the final 1,000 applications. The highest regional representations were from the Western (62%) and Eastern (27%) African regions.